

SPECIAL WORK SESSION AGENDA



**Casper City Council
City Hall, Council Meeting Room
Tuesday, September 4, 2018, 4:30 p.m.**

Work Session Meeting Agenda Items		Recommendation	Allotted Time	Beginning Time
Recommendations = Information Only, Move Forward for Approval, Direction Requested				
1.	One Cent Survey Results & Suggested Projects	Direction Requested	80 min	4:30
2.	Agenda Review		10 min	5:50
Approximate Ending				6:00

One Cent #16 Community Projects Summary

	<u>Organization</u>	<u>Description</u>	<u>Amount Requested</u>	<u>Notes</u>	<u>Previous Funding</u>	<u>Able to be Legally Funded</u>	<u>Statutory Reasoning</u>
1	Self Help Center	Salaries and Capital	\$302,000.00	Funded through CAP previously.	Yes	Yes	WY Constitution 16-6
2	Casper Mountain Ski Patrol	Equipment	\$3,000.00		Yes	Through Contract	Contract for Professional Services
3	UW Extension of Natrona County	Salaries	\$103,560.00		Yes	Through Contract	Contract for Professional Services
4	Natrona County Public Library	Materials and Vehicle	\$962,500.00	Funds from last cycle went to We Read Program	Yes	Yes	WY Constitution 16-6
5	CASA (Court Appointed Special Advocates)	Salaries	\$20,000.00	Funded through CAP previously.	Yes	Yes	WY Constitution 16-6
6	Platte River Trails Trust	Overhead Costs and Capital Infrastructure	\$1,000,000.00	Infrastructure.	Yes	Yes	Wyo. Stat. 15-1-111
7	Mercer Family Resource Center	Salaries and Programs	\$190,000.00	Funded through CAP and General Fund previously.	Yes	Yes	WY Constitution 16-6
8	Children's Advocacy Project	Salaries, Programs, and Supplies	\$160,000.00	Funded through CAP and General Fund previously.	Yes	Yes	WY Constitution 16-6
9	Joshua's Storehouse	Supplies and Food	\$26,000.00	Director had medical reason for missing presentation.	Yes	Yes	WY Constitution 16-6
10	Casper Sports Alliance	Venue and Programming Fees	\$87,250.00		Yes	Yes	Wyo. Stat. 15-1-111
11	Youth Crisis Center	Salaries, Equipment, and Supplies	\$329,964.00		Yes	Yes	WY Constitution 16-6
12	CATC	Salaries, Services, and Subsidies	\$1,712,000.00		Yes	Yes	WY Constitution 16-6
13	National Historic Trails Center	Equipment	\$85,000.00	A federal government building. May be able to receive funds from Feds.	Yes	Yes	Wyo. Stat. 15-1-111
14	Cadoma Foundation	Land Purchase and Development	\$450,000.00	Have not raised any other funds for project completion.	No	No	
15	Greater Wyoming Big Brothers Big Sisters	Salaries, Programs, and Facilities	\$270,199.00		Yes	Yes	WY Constitution 16-6
16	Child Development Center	Salaries, Facilities, and Materials	\$100,000.00		Yes	Yes	WY Constitution 16-6
17	Iris House	Salaries	\$100,000.00		No	Yes	WY Constitution 16-6
18	Interfaith of Natrona County	Salaries, Facilities, and Services	\$240,000.00	Funded through CAP previously.	Yes	Yes	WY Constitution 16-6
19	Casper Family Connections	Salaries	\$203,160.00		No	Yes	WY Constitution 16-6

One Cent #16 Community Projects Summary

	<u>Organization</u>	<u>Description</u>	<u>Amount Requested</u>	<u>Notes</u>	<u>Previous Funding</u>	<u>Able to be Legally Funded</u>	<u>Statutory Reasoning</u>
20	YMCA of Natrona County	Aquatics Center	\$1,500,000.00	It would compete with a City resource, the Casper Family Aquatic Center.	Yes	?	Policy call if it advertizes City Resources.
21	Natrona County Meals On Wheels	Cargo Van	\$39,500.00		Yes	Yes	WY Constitution 16-6
22	The Lyric	HVAC, Contract for Deed	\$715,000.00	Typically the City will not buy a building for another entity.		Yes	Wyo. Stat. 15-1-111
23	Community Action	Housing Support and Program Support	\$120,000.00		Yes	Yes	WY Constitution 16-6
24	Seton House	Facility and Maintenance	\$156,500.00	Funded through CAP previously.	Yes	Yes	WY Constitution 16-6
25	Poverty Resistance Food Pantry	Salaries, Equipment, and Food	\$112,600.00		Yes	Yes	WY Constitution 16-6
26	Wyoming Food for Thought Project	Salaries, Facilities, and Supplies	\$165,000.00		Yes	Yes	WY Constitution 16-6
27	Wyoming Food Bank of the Rockies	Food Delivery and Fuel	\$20,000.00		Yes	Yes	WY Constitution 16-6
28	United Way	Salary	\$38,680.00		Yes	Yes	WY Constitution 16-6
29	Boys & Girls Club	Facilities	\$445,836.05		Yes	Yes	WY Constitution 16-6
30	Casper Housing Authority	Salaries, Facilities, and Supplies	\$538,400.00		Yes	Yes	WY Constitution 16-6
31	Downtown Development Authority	Equipment	\$23,850.00		Yes	Yes	Wyo. Stat. 15-1-111
32	Central Wyoming Hospice and Transitions	Operations and Equipment	\$180,000.00	Funded through CAP previously.	Yes	Yes	WY Constitution 16-6
33	Casper Mountain Biathlon	Salaries, Equipment, and Facilities	\$420,000.00	Not within City limits to advertize resources of the City.	Yes	No	
34	Science Zone	Operations and Facilities	\$1,080,000.00		Yes	Yes	Wyo. Stat. 15-1-111
35	Casper Community Greenhouse	Salaires, Facilities, and Materials	\$241,682.00	Council previously made a policy call to fund although against attorney advice.	Yes	No	
36	Nicolaysen Art Museum	Facilities	\$413,131.00		Yes	Yes	Wyo. Stat. 15-1-111
37	Restorative Justice	Salaries	\$650,075.72			Through Contract	Contract for professional services
38	Central Wyoming Senior Services	Food	\$220,000.00		Yes	Yes	WY Constitution 16-6

One Cent #16 Community Projects Summary

	<u>Organization</u>	<u>Description</u>	<u>Amount Requested</u>	<u>Notes</u>	<u>Previous Funding</u>	<u>Able to be Legally Funded</u>	<u>Statutory Reasoning</u>
39	Arc of Natrona County	Salaries and Activities	\$60,000.00		Yes	Yes	WY Constitution 16-6
40	Central Wyoming Rescue Mission	Facilities and Maintenance	\$200,000.00		Yes	Yes	WY Constitution 16-6
41	Natrona County Health Department	Vehicles and Furniture	\$100,000.00		Yes	Yes	WY Constitution 16-6

TOTAL AMOUNT: \$13,784,887.77



2018 City of Casper and Natrona County 1% Survey

...helping organizations make better decisions since 1982

Findings
Report

Submitted to the City of Casper, Wyoming

by:

ETC Institute
725 W. Frontier Lane,
Olathe, Kansas
66061

June 2018



Contents

Executive Summary	i
Section 1: Charts and Graphs	1
Section 2: Tabular Data	9
Section 3: Survey Instrument	22

Overview and Methodology

ETC Institute administered a public opinion survey to residents in the City of Casper and Natrona County during the spring of 2018. The purpose of the survey was to gauge support for how One Cent dollars should be spent on various City and County programs and services.

The two-page survey was administered by mail and online to a random sample of households in Casper and Natrona County. The goal was the completion of at least 500 surveys. This goal was far exceeded, with 604 residents completing the survey. The results for the random sample of 604 households have a precision of at least +/- 4% at the 95% level of confidence.

Interpretation of “Don’t Know” Responses. Since the number of “don’t know” responses often reflects the utilization and awareness of city and county services, the percentage of “don’t know” responses has been provided in the tabular data section of this report. When the “don’t know” responses have been excluded, the text of this report will indicate that the responses have been excluded with the phrase “*who had an opinion.*”

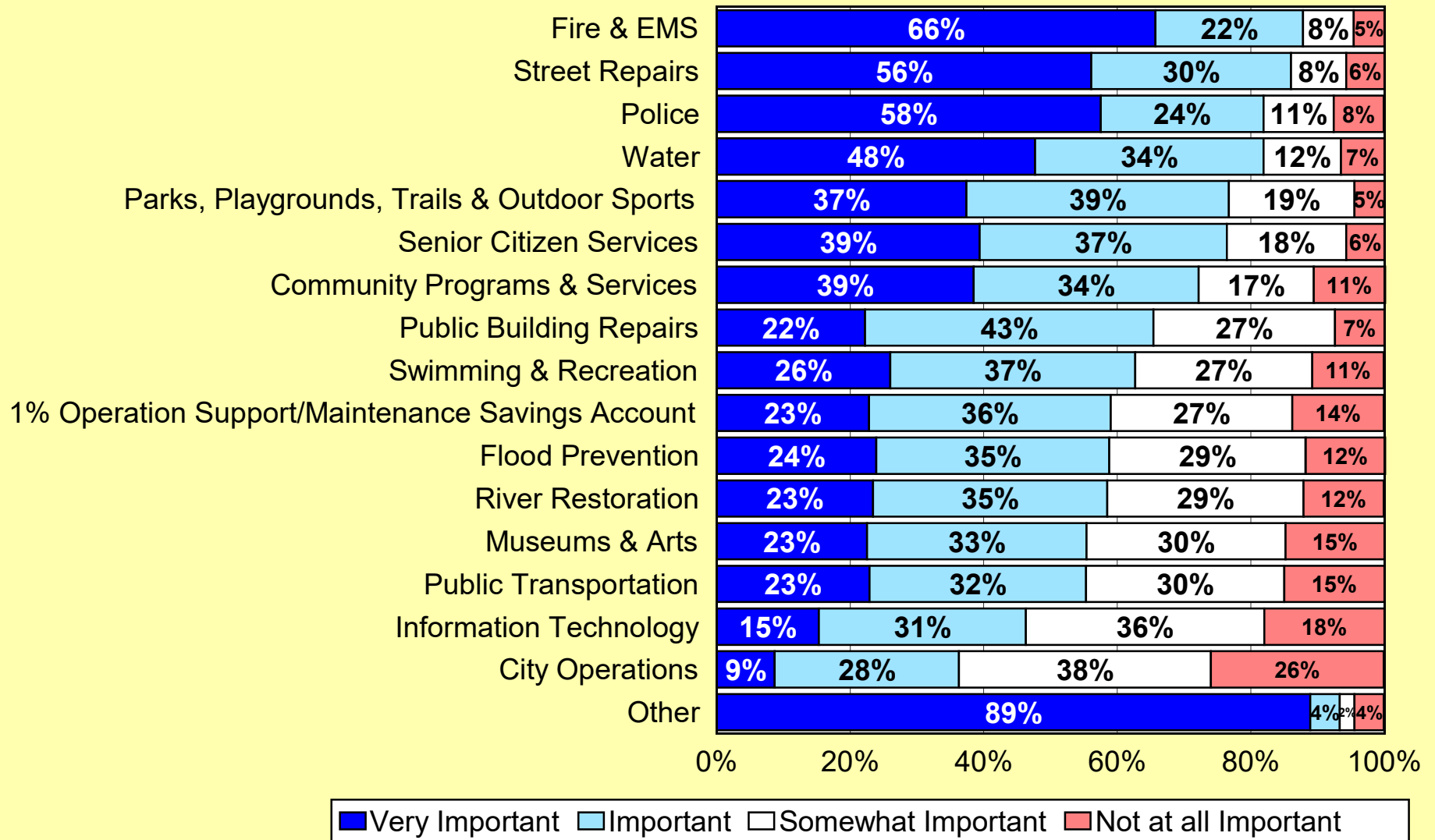
Major Findings

- **Importance of City Services Provided.** Eighty-eight percent (88%) of residents surveyed, *who had an opinion*, indicated that Fire and EMS services provided through the 1% sales tax were “very important” or “important” (rating of 3 or 4 on a 4-point scale). Other City services provided that residents felt were “very important” or “important” include: street repairs (86%), police (82%), water (82%), parks, playgrounds, trails and outdoor sports (76%), senior citizen services (76%), and community programs and services (73%). Residents indicated city operations was the least important City service provided through the 1% sales tax (37% felt it was “very important” or “important”).
- **Importance of County Services Provided.** Eighty-eight percent (88%) of residents surveyed, *who had an opinion*, indicated that roads and bridges provided through the 1% sales tax were “very important” or “important” (rating of 3 or 4 on a 4-point scale). Other County services provided that residents felt were “very important” or “important” include: Sheriff’s Department (84%), emergency management (83%), parks, trails, and recreation facilities (74%), and County health services (69%). Residents indicated information technology was the least important County service provided through the 1% sales tax (42% felt it was “very important” or “important”).

Section 1:
Charts and Graphs

Q1. Level of Importance of Various City Services Provided Through the 1% Sales Tax

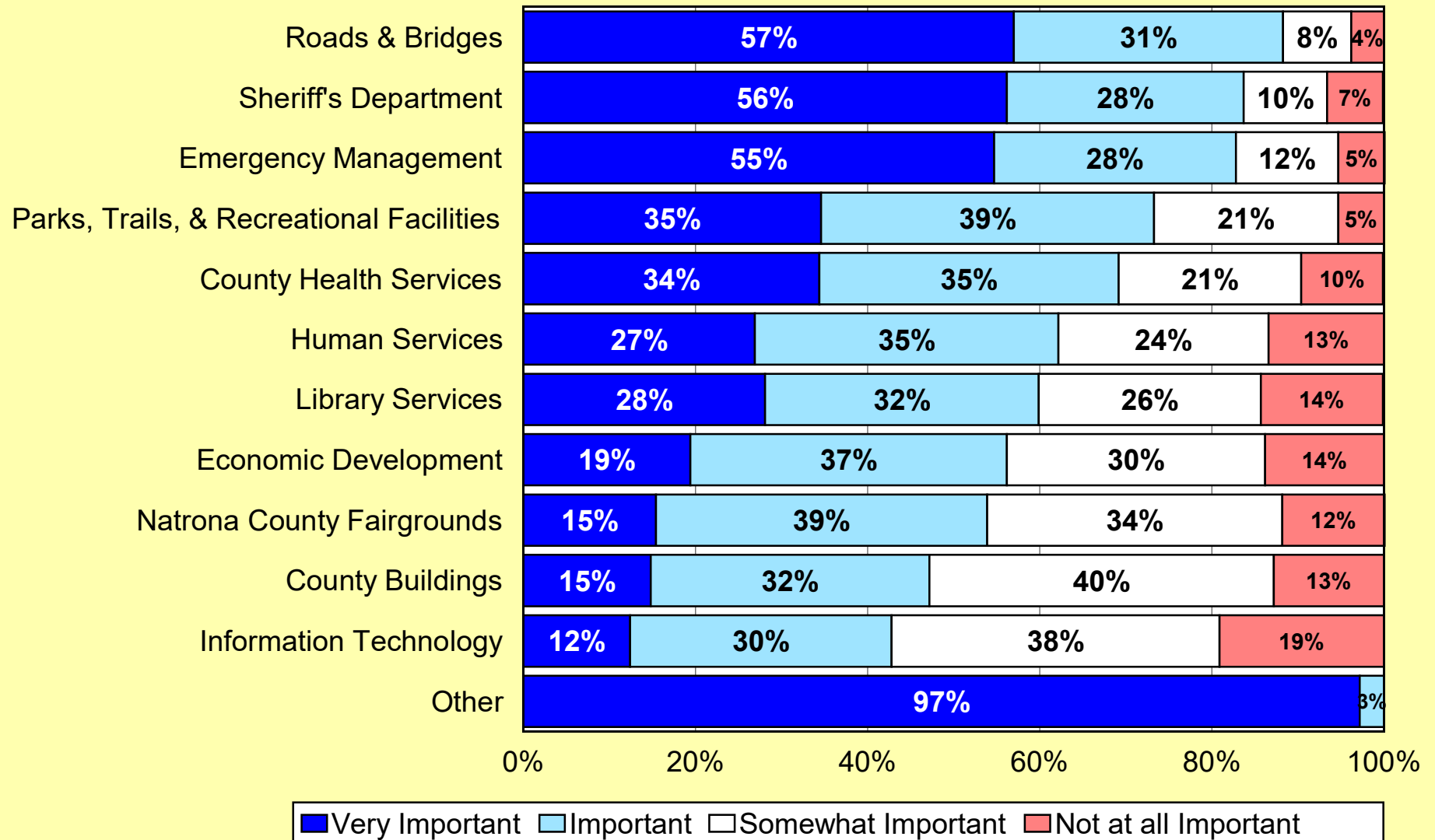
by percentage of respondents who rated the item as a 1 to 4 on a 4-point scale (excluding don't knows)



Source: ETC Institute (2018)

Q2. Level of Importance of Various County Services Provided Through the 1% Sales Tax

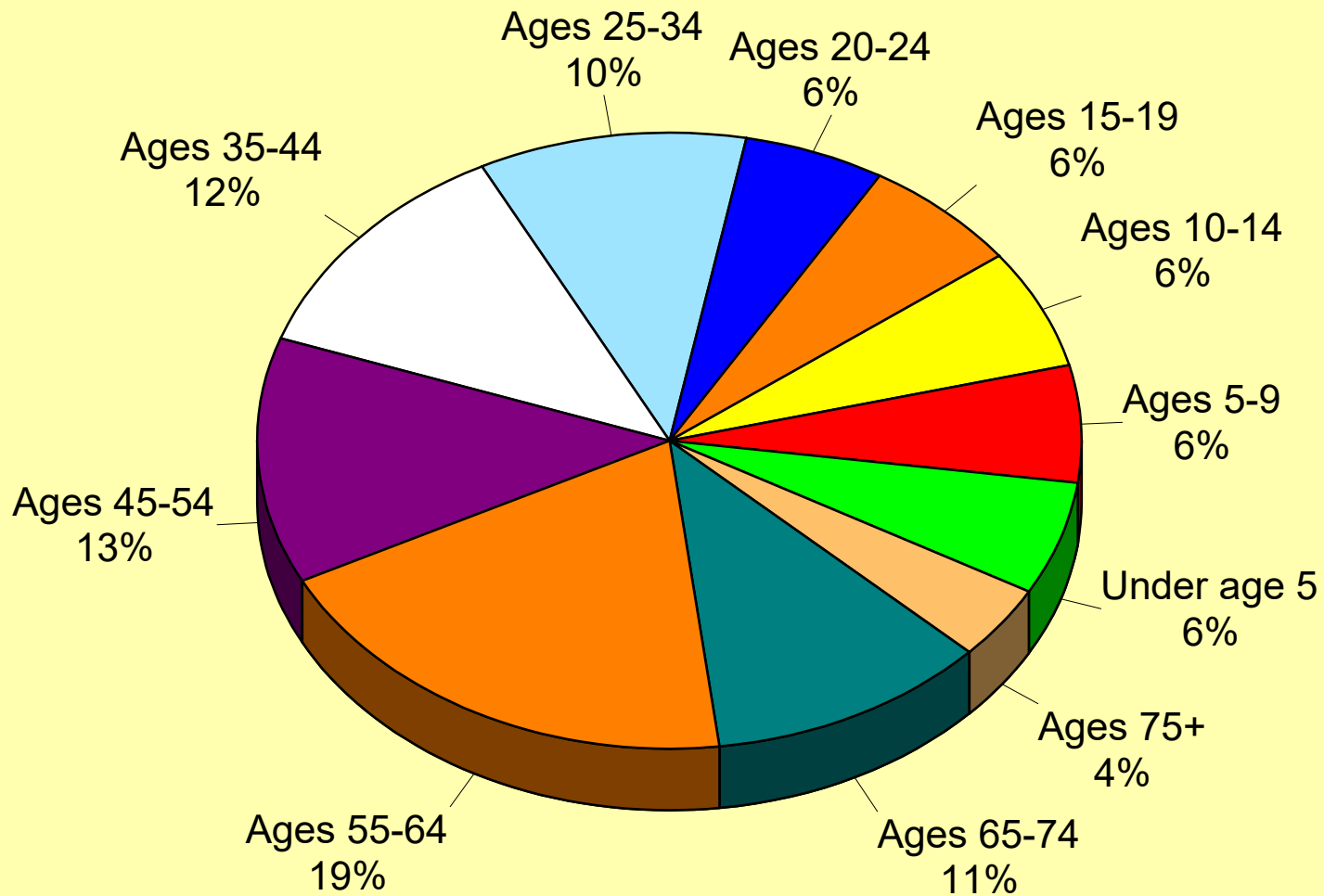
by percentage of respondents who rated the item as a 1 to 4 on a 4-point scale (excluding don't knows)



Source: ETC Institute (2018)

Q3. Demographics: Ages of People in Household

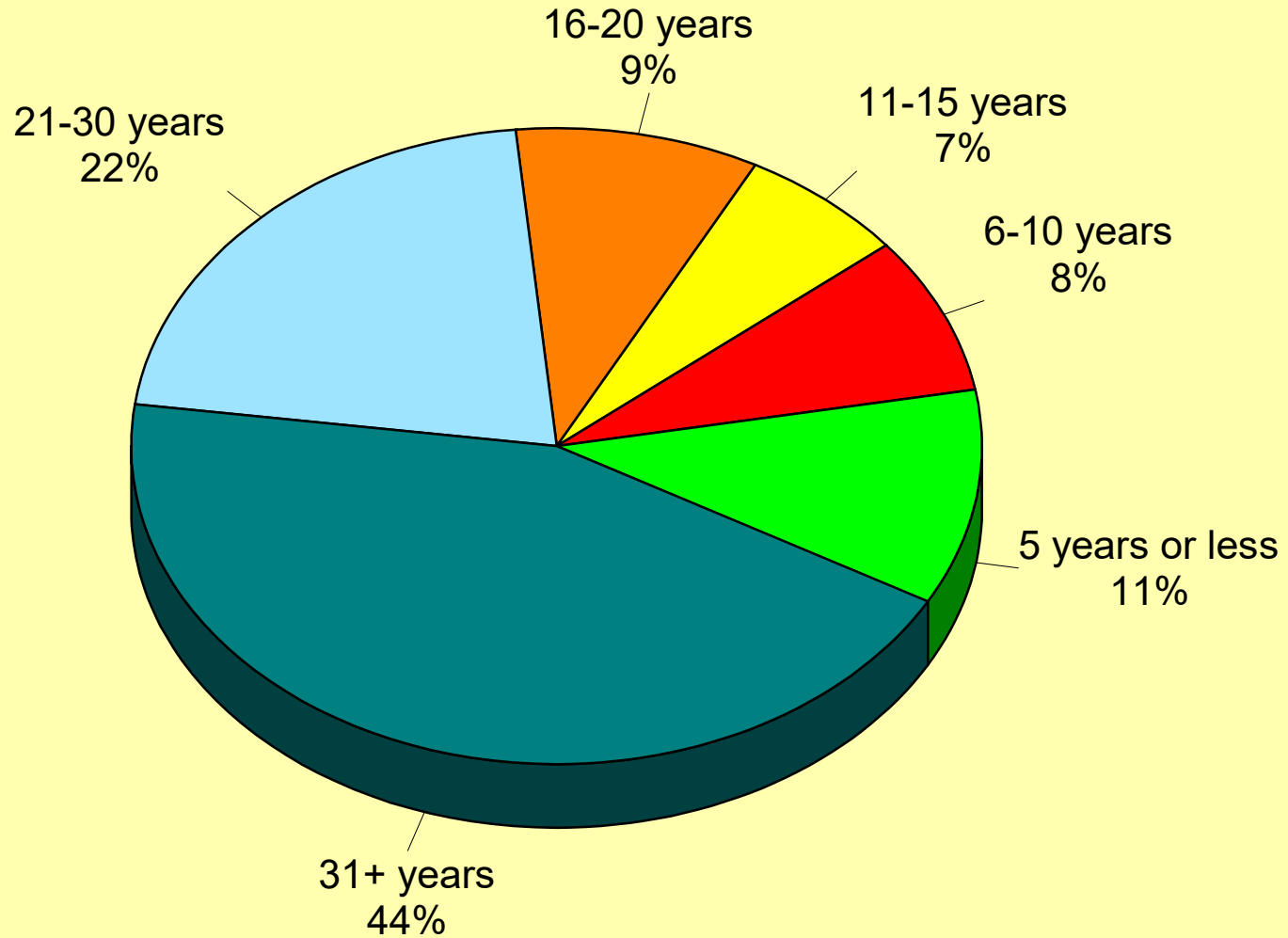
by percentage of respondents



Source: ETC Institute (2018)

Q4. Demographics: Approximately how many years have you lived in the City of Casper?

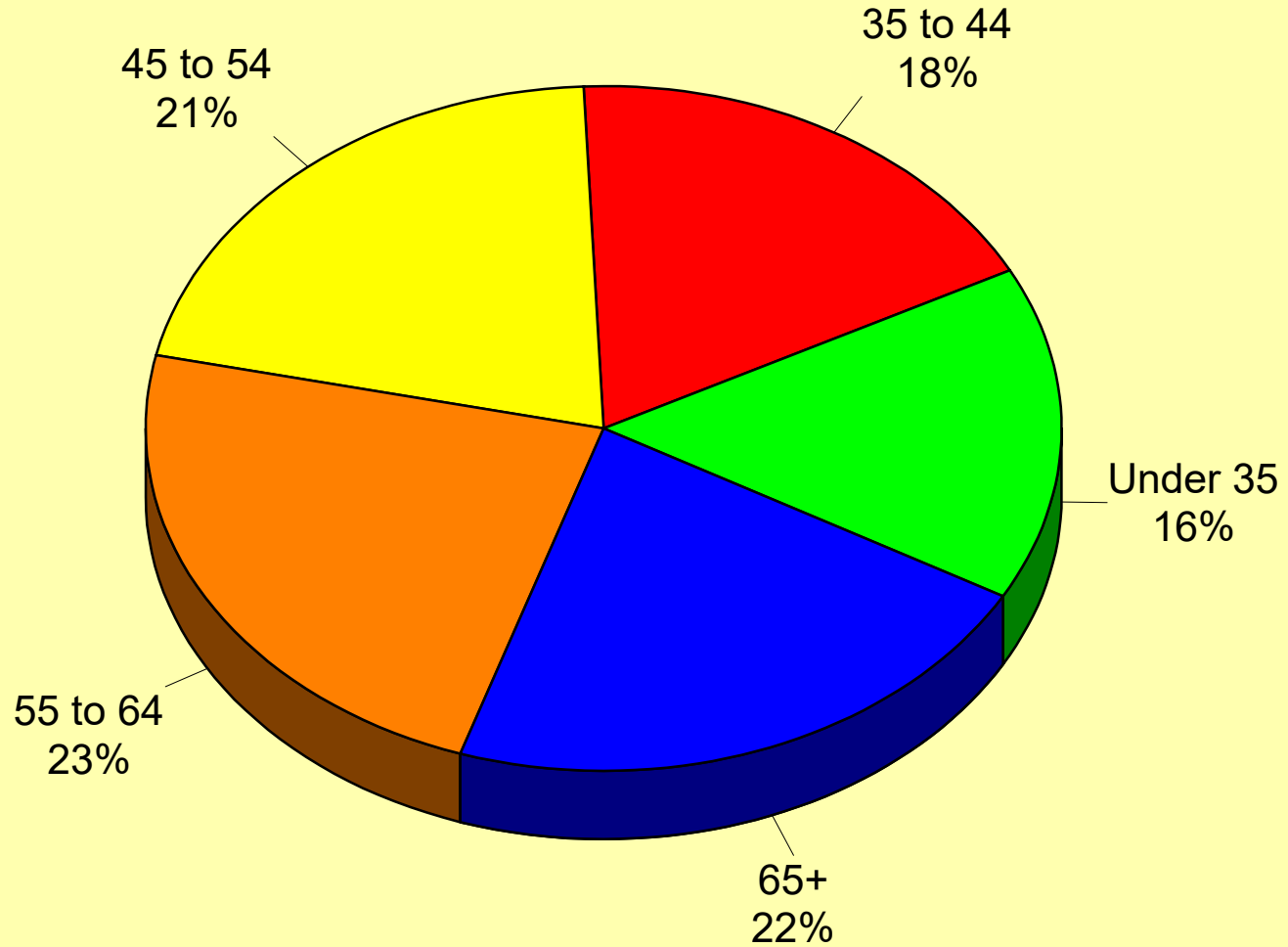
by percentage of respondents



Source: ETC Institute (2018)

Q5. Demographics: What is your age?

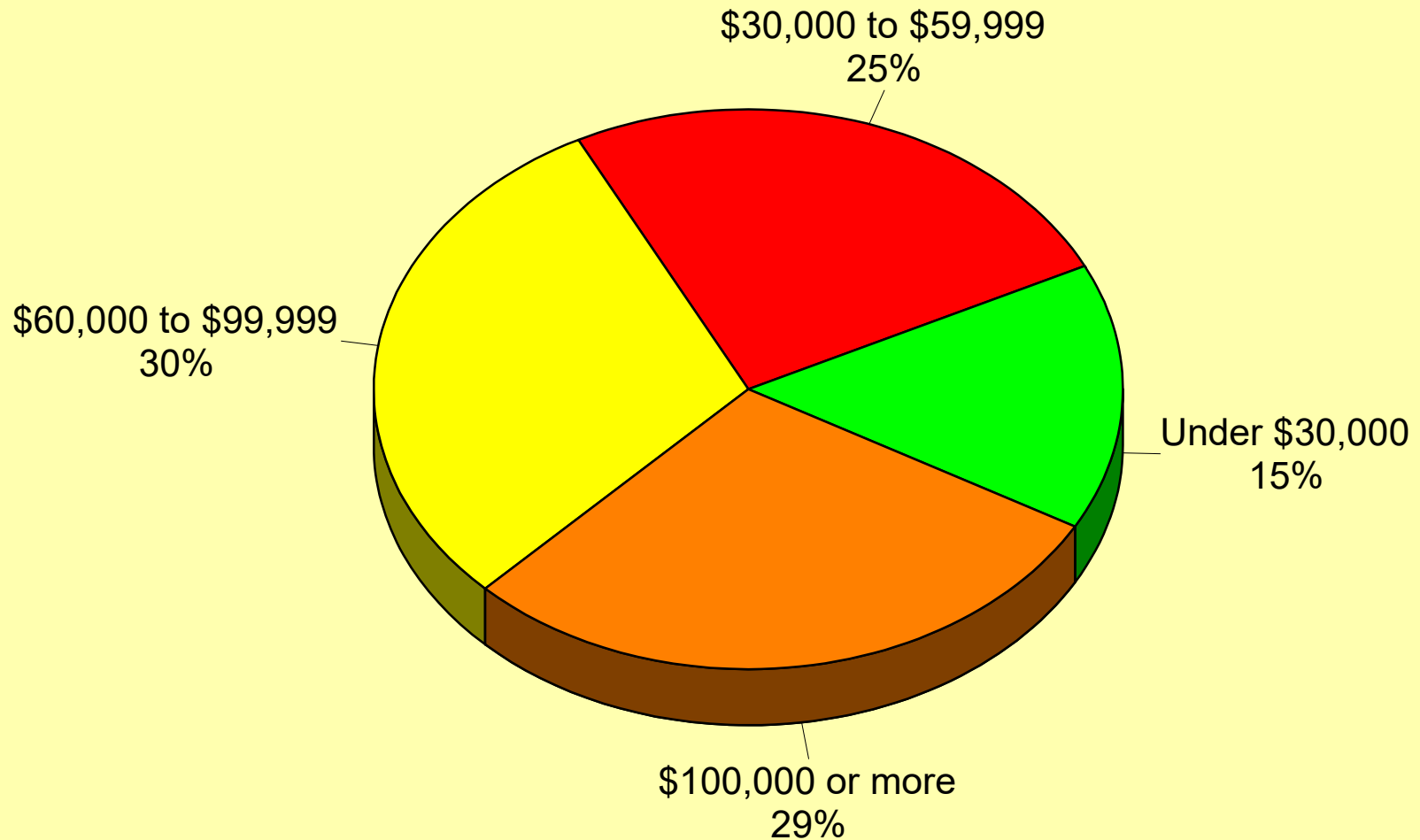
by percentage of respondents



Source: ETC Institute (2018)

Q6. Demographics: Would you say your total annual household income is:

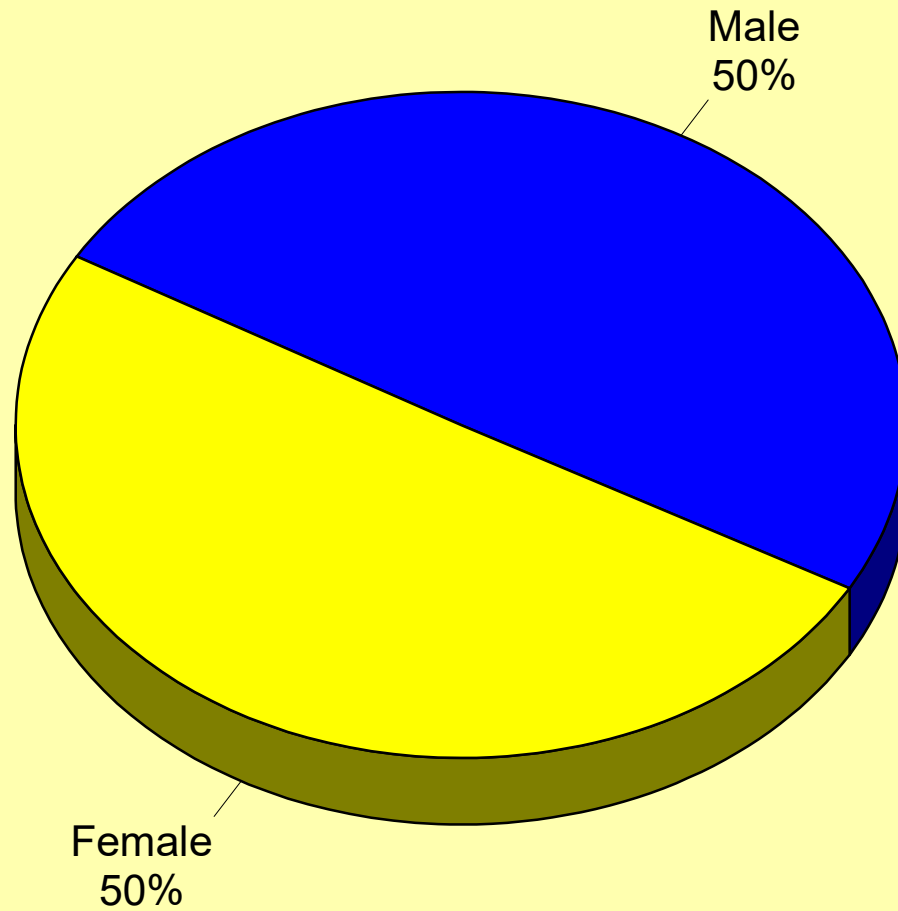
by percentage of respondents



Source: ETC Institute (2018)

Q7. Demographics: Your Gender

by percentage of respondents



Source: ETC Institute (2018)

Section 2: Tabular Data

Q1. Please indicate how important each of the following CITY services provided through the 1% Sales Tax is to you and the members of your household using a scale of 1 to 4, where 4 means "Very Important" and 1 means "Not at all Important."

(N=604)

	Very important	Important	Somewhat important	Not at all important	Not provided
Q1-1. 1% Operation Support & Maintenance Savings Account: Savings account where only earned interest would be used to maintain & subsidize costs of 1% facilities	22.4%	35.4%	26.7%	13.4%	2.2%
Q1-2. City Operations: Subsidize operations related to employee costs	8.4%	26.8%	36.6%	25.2%	3.0%
Q1-3. Community Programs & Services: Facilities & equipment to provide health services, such as Community Health Center, Methamphetamine Treatment Center, & City/County Health Department as well as Support for agencies & programs that serve low income people including food banks, housing projects, & children at risk & purchase materials for the library	38.2%	33.4%	17.1%	10.6%	0.7%
Q1-4. Fire & EMS: Fire & emergency medical equipment to provide quick & effective emergency response	65.6%	22.0%	7.6%	4.6%	0.2%
Q1-5. Flood Prevention: Construct & maintain stormwater collection system	23.7%	34.6%	29.1%	11.8%	0.8%
Q1-6. Information Technology: Provide technology & data solutions to community in a secure, reliable & cost effective manner	15.2%	30.8%	35.4%	17.9%	0.7%
Q1-7. Museums & Arts: Support for existing museum buildings, public art, music, & history programs to enhance quality of life for residents & attract visitors	22.4%	32.8%	29.6%	14.7%	0.5%
Q1-8. Parks, Playgrounds, Trails & Outdoor Sports Facilities: Construction & equipment for maintenance of parks, playgrounds, trails, & athletic fields	37.3%	39.1%	18.7%	4.5%	0.5%
Q1-9. Police: Public safety equipment to prevent, respond to, & solve crimes	57.0%	24.2%	10.4%	7.5%	1.0%

Q1. Please indicate how important each of the following CITY services provided through the 1% Sales Tax is to you and the members of your household using a scale of 1 to 4, where 4 means "Very Important" and 1 means "Not at all Important."

	Very important	Important	Somewhat important	Not at all important	Not provided
Q1-10. Public Building Repairs: Protect existing public buildings built by one cent by replacing & maintaining roofs, windows, plumbing, & electrical systems	21.9%	42.5%	26.8%	7.3%	1.5%
Q1-11. Public Transportation: Support for public bus services	22.5%	32.0%	29.3%	14.7%	1.5%
Q1-12. River Restoration: Improvements to Platte River to prevent flooding & pollution	23.2%	34.8%	29.1%	11.9%	1.0%
Q1-13. Senior Citizen Services: Senior Citizen Center & Meals on Wheels	38.9%	36.6%	17.7%	5.6%	1.2%
Q1-14. Street Repairs: Maintain streets so they are safe, smooth, & efficiently move traffic	55.6%	29.6%	8.3%	5.6%	0.8%
Q1-15. Swimming & Recreation: Affordable recreation opportunities, including swimming pools, ice skating, & multi-use facilities	25.8%	36.4%	26.3%	10.6%	0.8%
Q1-16. Water: Maintain & repair water mains to lower the cost of water rates for all residents & businesses	47.2%	33.8%	11.4%	6.5%	1.2%
Q1-17. Other	88.9%	4.4%	2.2%	4.4%	0.0%

WITHOUT NOT PROVIDED

Q1. Please indicate how important each of the following CITY services provided through the 1% Sales Tax is to you and the members of your household using a scale of 1 to 4, where 4 means "Very Important" and 1 means "Not at all Important." (without "not provided")

(N=604)

	Very important	Important	Somewhat important	Not at all important
Q1-1. 1% Operation Support & Maintenance Savings Account: Savings account where only earned interest would be used to maintain & subsidize costs of 1% facilities	22.8%	36.2%	27.2%	13.7%
Q1-2. City Operations: Subsidize operations related to employee costs	8.7%	27.6%	37.7%	25.9%
Q1-3. Community Programs & Services: Facilities & equipment to provide health services, such as Community Health Center, Methamphetamine Treatment Center, & City/County Health Department as well as Support for agencies & programs that serve low income people including food banks, housing projects, & children at risk & purchase materials for the library	38.5%	33.7%	17.2%	10.7%
Q1-4. Fire & EMS: Fire & emergency medical equipment to provide quick & effective emergency response	65.7%	22.1%	7.6%	4.6%
Q1-5. Flood Prevention: Construct & maintain stormwater collection system	23.9%	34.9%	29.4%	11.9%
Q1-6. Information Technology: Provide technology & data solutions to community in a secure, reliable & cost effective manner	15.3%	31.0%	35.7%	18.0%
Q1-7. Museums & Arts: Support for existing museum buildings, public art, music, & history programs to enhance quality of life for residents & attract visitors	22.5%	32.9%	29.8%	14.8%
Q1-8. Parks, Playgrounds, Trails & Outdoor Sports Facilities: Construction & equipment for maintenance of parks, playgrounds, trails, & athletic fields	37.4%	39.3%	18.8%	4.5%
Q1-9. Police: Public safety equipment to prevent, respond to, & solve crimes	57.5%	24.4%	10.5%	7.5%
Q1-10. Public Building Repairs: Protect existing public buildings built by one cent by replacing & maintaining roofs, windows, plumbing, & electrical systems	22.2%	43.2%	27.2%	7.4%

WITHOUT NOT PROVIDED

Q1. Please indicate how important each of the following CITY services provided through the 1% Sales Tax is to you and the members of your household using a scale of 1 to 4, where 4 means "Very Important" and 1 means "Not at all Important." (without "not provided")

	Very important	Important	Somewhat important	Not at all important
Q1-11. Public Transportation: Support for public bus services	22.9%	32.4%	29.7%	15.0%
Q1-12. River Restoration: Improvements to Platte River to prevent flooding & pollution	23.4%	35.1%	29.4%	12.0%
Q1-13. Senior Citizen Services: Senior Citizen Center & Meals on Wheels	39.4%	37.0%	17.9%	5.7%
Q1-14. Street Repairs: Maintain streets so they are safe, smooth, & efficiently move traffic	56.1%	29.9%	8.3%	5.7%
Q1-15. Swimming & Recreation: Affordable recreation opportunities, including swimming pools, ice skating, & multi-use facilities	26.0%	36.7%	26.5%	10.7%
Q1-16. Water: Maintain & repair water mains to lower the cost of water rates for all residents & businesses	47.7%	34.2%	11.6%	6.5%
Q1-17. Other	88.9%	4.4%	2.2%	4.4%

Q1-17. Other

<u>Q1-17. Other</u>	<u>Number</u>	<u>Percent</u>
A new library	4	8.9 %
Snow removal	2	4.4 %
A library split the cost between City & County with our 1% money	1	2.2 %
Better fiscal accountability and transparency	1	2.2 %
CONTINUING EDUCATION FOR LAW ENFORCEMENT	1	2.2 %
CITY OF CASPER HIGHLAND CEMETERY	1	2.2 %
Solid goals and plans for the future of our community	1	2.2 %
Have City quit spending money on dumb stuff no one uses	1	2.2 %
RESIDENTIAL STREETS ARE IN NEED OF SERIOUS REPAIR	1	2.2 %
FIRE DEPT	1	2.2 %
ACTUALLY LOWER WATER RATES	1	2.2 %
MONEY WASTE ON SURVEYS	1	2.2 %
STOP WASTING MONEY ON DOWNTOWN BUSINESSES	1	2.2 %
ENTERTAINMENT FOR 15-20 YR OLD KIDS	1	2.2 %
PUT SIDEWALKS IN RESIDENTIAL NEIGHBORHOODS	1	2.2 %
Use the care fund to fix Ice Arena and Rec Center	1	2.2 %
Economic development/West Casper growth	1	2.2 %
Streets/alleys	1	2.2 %
Hogadon and Davis St Station	1	2.2 %
REMOVAL OF CLOSED GAS STATIONS	1	2.2 %
Better City planners	1	2.2 %
Schools	1	2.2 %
EARLY CHILDHOOD EDUCATION, CDC	1	2.2 %
Make sure of bldg already build but empty such as school	1	2.2 %
Repair potholes	1	2.2 %
Make our community more handicap accessible	1	2.2 %
Fix and maintain City streets	1	2.2 %
Take home vehicles for sheriff	1	2.2 %
Reduce government waste	1	2.2 %
Parkway/trees maintenance	1	2.2 %
Casper needs a rec center like Gillette	1	2.2 %
FIX STALLS AT FAIRGROUNDS	1	2.2 %
WE NEED A PETTING ZOO, 2 WATER PARK SPLASH PADS	1	2.2 %
LIBRARY AND HOMELESS	1	2.2 %
MORE NATURAL OFF LEASH AREAS FOR DOGS	1	2.2 %
STOP USING CHLORINE IN OUR WATER	1	2.2 %
SAVE MONEY AND PREVENT DEFICITS	1	2.2 %
BUS CATC	1	2.2 %
PUBLIC FACILITIES FOR FAMILY PLAYS	1	2.2 %
PLEASE STOP C.A.C. BUS FROM LIBRARY AREA	1	2.2 %
<u>CITY BEAUTIFICATION</u>	<u>1</u>	<u>2.2 %</u>
Total	45	100.0 %

Q2. Please indicate how important each of the following COUNTY services provided through the 1% Sales Tax is to you and the members of your household using a scale of 1 to 4, where 4 means "Very Important" and 1 means "Not at all Important."

(N=604)

	Very important	Important	Somewhat important	Not at all important	Not provided
Q2-1. County Buildings: Make changes so citizens can easily achieve timely services from County offices	14.6%	32.0%	39.4%	12.6%	1.5%
Q2-2. County Health Services: Use resources to assure quality, accessible, affordable health services to all citizens	34.1%	34.4%	21.0%	9.4%	1.0%
Q2-3. Economic Development: Support economic development & diversification in County	19.0%	36.1%	29.5%	13.6%	1.8%
Q2-4. Emergency Management: Emergency management operations & equipment to provide quick & effective emergency response & rescue throughout County	54.1%	27.8%	11.8%	5.3%	1.0%
Q2-5. Human Services: Support for agencies that serve low income people, solve social problems, & fill service gaps, with an emphasis on self-sufficiency	26.7%	34.9%	24.2%	13.2%	1.0%
Q2-6. Information Technology: Create a more accessible information public access system to County documents	12.3%	30.0%	37.6%	18.9%	1.3%
Q2-7. Library Services: Purchase materials, equipment, provide support for services, & create a reserve fund for Natrona County Public Library	27.8%	31.5%	25.5%	14.1%	1.2%
Q2-8. Natrona County Fairgrounds: Operations & maintenance at Natrona County Fairgrounds	15.2%	38.1%	33.9%	11.8%	1.0%
Q2-9. Parks, Trails, & Recreational Facilities: Support & enhance recreation areas in County	34.3%	38.4%	21.2%	5.3%	0.8%
Q2-10. Roads & Bridges: Maintain roads & bridges so they are safe & sound	56.5%	31.0%	7.8%	3.8%	1.0%
Q2-11. Sheriff's Department: Public safety operations & equipment to respond to citizens of Natrona County	55.5%	27.2%	9.6%	6.5%	1.3%
Q2-12. Other	97.2%	2.8%	0.0%	0.0%	0.0%

WITHOUT NOT PROVIDED

Q2. Please indicate how important each of the following COUNTY services provided through the 1% Sales Tax is to you and the members of your household using a scale of 1 to 4, where 4 means "Very Important" and 1 means "Not at all Important." (without "not provided")

(N=604)

	Very important	Important	Somewhat important	Not at all important
Q2-1. County Buildings: Make changes so citizens can easily achieve timely services from County offices	14.8%	32.4%	40.0%	12.8%
Q2-2. County Health Services: Use resources to assure quality, accessible, affordable health services to all citizens	34.4%	34.8%	21.2%	9.5%
Q2-3. Economic Development: Support economic development & diversification in County	19.4%	36.8%	30.0%	13.8%
Q2-4. Emergency Management: Emergency management operations & equipment to provide quick & effective emergency response & rescue throughout County	54.7%	28.1%	11.9%	5.4%
Q2-5. Human Services: Support for agencies that serve low income people, solve social problems, & fill service gaps, with an emphasis on self-sufficiency	26.9%	35.3%	24.4%	13.4%
Q2-6. Information Technology: Create a more accessible information public access system to County documents	12.4%	30.4%	38.1%	19.1%
Q2-7. Library Services: Purchase materials, equipment, provide support for services, & create a reserve fund for Natrona County Public Library	28.1%	31.8%	25.8%	14.2%
Q2-8. Natrona County Fairgrounds: Operations & maintenance at Natrona County Fairgrounds	15.4%	38.5%	34.3%	11.9%
Q2-9. Parks, Trails, & Recreational Facilities: Support & enhance recreation areas in County	34.6%	38.7%	21.4%	5.3%
Q2-10. Roads & Bridges: Maintain roads & bridges so they are safe & sound	57.0%	31.3%	7.9%	3.8%
Q2-11. Sheriff's Department: Public safety operations & equipment to respond to citizens of Natrona County	56.2%	27.5%	9.7%	6.5%
Q2-12. Other	97.2%	2.8%	0.0%	0.0%

Q2-12. Other

<u>Q2-12. Other</u>	<u>Number</u>	<u>Percent</u>
A new library	5	13.9 %
BUS CATC	1	2.8 %
COUNTY FIRE PROTECTION	1	2.8 %
Collect and use tax dollars, do not subsidize the rich	1	2.8 %
Create activities for youth in our community	1	2.8 %
DEVELOP MORE CAMPING ALONG PLATTE RIVER	1	2.8 %
Don't push snow into my driveway	1	2.8 %
ENCOURAGE CITIZENS TO BE PHYSICALLY ACTIVE	1	2.8 %
Fire protection	1	2.8 %
Fire services	1	2.8 %
Fix potholes in Fort Casper area	1	2.8 %
Fix the roads	1	2.8 %
Fort Caspar Museum and Nicolaysen Art Museum	1	2.8 %
Fund allocation to ensure funds are being used for what they are budgeted for	1	2.8 %
HEROIN TREATMENT	1	2.8 %
Hire better building planning staff	1	2.8 %
Hundreds of abused and neglected kids need help	1	2.8 %
Improved county assessor online system	1	2.8 %
MORE CAMPING AND OFF LEASH DOG PARKS	1	2.8 %
Make our community more handicap accessible	1	2.8 %
PAINT LINES ON ROADS	1	2.8 %
QUIT BUILDING THINGS THAT NEED SUBSIDIZED	1	2.8 %
STOP SUPPORTING DOWNTOWN DEVELOPMENT	1	2.8 %
Schools	1	2.8 %
Snow removal	1	2.8 %
Snow removal on all streets not just main toads	1	2.8 %
Solid goals and plans for the future of our community	1	2.8 %
Support for a new library building if the old building can be sold or reused	1	2.8 %
UPGRADE/PAVE DIRT ROADS	1	2.8 %
WASTEFUL SPENDING OF TAX DOLLARS	1	2.8 %
We need healthy ways to purify our water	1	2.8 %
Why is City paying to bring Fairground Company back to our community	1	2.8 %
Total	36	100.0 %

Q3. Including yourself, how many people in your household are...

	Mean	Sum
number	2.52	1499
Under age 5	0.15	88
Ages 5-9	0.15	88
Ages 10-14	0.16	97
Ages 15-19	0.16	96
Ages 20-24	0.14	83
Ages 25-34	0.26	154
Ages 35-44	0.31	186
Ages 45-54	0.32	189
Ages 55-64	0.49	290
Ages 65-74	0.28	169
Ages 75+	0.10	59

Q4. Approximately how many years have you lived in the City of Casper?

Q4. How many years have you lived in City of

Casper	Number	Percent
0-5	63	10.4 %
6-10	47	7.8 %
11-15	38	6.3 %
16-20	53	8.8 %
21-30	125	20.7 %
31+	256	42.4 %
Not provided	22	3.6 %
Total	604	100.0 %

WITHOUT NOT PROVIDED

Q4. Approximately how many years have you lived in the City of Casper? (without "not provided")

Q4. How many years have you lived in City of

Casper	Number	Percent
0-5	63	10.8 %
6-10	47	8.1 %
11-15	38	6.5 %
16-20	53	9.1 %
21-30	125	21.5 %
31+	256	44.0 %
Total	582	100.0 %

Q5. What is your age?

<u>Q5. Your age</u>	<u>Number</u>	<u>Percent</u>
18-34	92	15.2 %
35-44	107	17.7 %
45-54	124	20.5 %
55-64	138	22.8 %
65+	129	21.4 %
Not provided	14	2.3 %
Total	604	100.0 %

WITHOUT NOT PROVIDED

Q5. What is your age? (without "not provided")

<u>Q5. Your age</u>	<u>Number</u>	<u>Percent</u>
18-34	92	15.6 %
35-44	107	18.1 %
45-54	124	21.0 %
55-64	138	23.4 %
65+	129	21.9 %
Total	590	100.0 %

Q6. Would you say your total annual household income is...

<u>Q6. Your total annual household income</u>	<u>Number</u>	<u>Percent</u>
Under \$30K	85	14.1 %
\$30K to \$59,999	141	23.3 %
\$60K to \$99,999	169	28.0 %
\$100K+	164	27.2 %
Not provided	45	7.5 %
Total	604	100.0 %

WITHOUT NOT PROVIDED

Q6. Would you say your total annual household income is... (without "not provided")

<u>Q6. Your total annual household income</u>	<u>Number</u>	<u>Percent</u>
Under \$30K	85	15.2 %
\$30K to \$59,999	141	25.2 %
\$60K to \$99,999	169	30.2 %
\$100K+	164	29.3 %
Total	559	100.0 %

Q7. Your gender:


<u>Q7. Your gender</u>	<u>Number</u>	<u>Percent</u>
Male	297	49.2 %
Female	300	49.7 %
Not provided	7	1.2 %
Total	604	100.0 %

WITHOUT NOT PROVIDED

Q7. Your gender: (without "not provided")

<u>Q7. Your gender</u>	<u>Number</u>	<u>Percent</u>
Male	297	49.7 %
Female	300	50.3 %
Total	597	100.0 %

Section 3:
Survey Instrument



OFFICE OF THE CITY MANAGER

CITY OF CASPER

200 NORTH DAVID STREET

CASPER, WYOMING 82601

PHONE: (307) 235-8224

FAX: (307) 235-8313

www.cityofcasperwy.com



April 2018

Dear Casper and Natrona County Resident,

Your household has been randomly selected to participate in the 2018 City of Casper One Cent Survey. The City of Casper contracted with ETC Institute, a national market research firm that specializes in surveys for local governments, to conduct this survey. For more information on ETC Institute, please visit their website at: www.etcinstitute.com.

Every four years, the Casper and Natrona County residents are invited to share their views to generate a statistically accurate sample of overall community viewpoints as to how one cent dollars should be spent and we look forward to hearing your opinions and feedback on which City and County programs and services you would like to see your dollars benefit.

The enclosed short survey should take around 5-10 minutes to complete. Responses are strictly confidential and anonymous; the City and County will only receive overall results from the research firm. **Please return your completed survey within the next seven days using the enclosed postage-paid envelope or, if you prefer, you can take this survey online at: www.caspersurvey.org.**

If you have questions about this survey, please email the City of Casper at: ftremel@casperwy.gov or email ETC Institute at jason.morado@etcinstitute.com.

Your feedback is very important! This information we obtain is **critical** to our understanding of the current and future needs of our Casper residents. One Cent dollars are allocated according to the priorities set through this survey process. If you would like information on how the City has used this information in the past please visit onecentprocess.com. Thank you for taking the time to help the City and County prioritize One Cent allocations.

With Thanks,

Ray Pacheco
Mayor

John H. Lawson, Chairman
Board of Natrona County Commissioners



2018 City of Casper and Natrona County 1% Survey

Please take a few minutes to complete this survey. Your input is an important part of the City and County's on-going effort to involve citizens in long-range planning and investment decisions. You may also complete this survey on-line by going to caspersurvey.org. Thank you!

- 1. Please indicate how important each of the following CITY services provided through the 1% Sales Tax is to you and the members of your household using a scale of 1 to 4, where 4 means "Very Important" and 1 means "Not at all Important."**

		Very Important	Important	Somewhat Important	Not at all Important
01.	1% Operation Support and Maintenance Savings Account: Savings account where only earned interest would be used to maintain and subsidize costs of 1% facilities	4	3	2	1
02.	City Operations: Subsidize operations related to employee costs	4	3	2	1
03.	Community Programs and Services: Facilities and equipment to provide health services, such as the Community Health Center, the Methamphetamine Treatment Center, and the City/County Health Department as well as Support for Agencies and programs that serve low income people including food banks, housing projects, and children at risk and purchase materials for the library	4	3	2	1
04.	Fire and EMS: Fire and emergency medical equipment to provide quick and effective emergency response	4	3	2	1
05.	Flood Prevention: Construct and maintain the stormwater collection system	4	3	2	1
06.	Information Technology: Provide technology and data solutions to the community in a secure, reliable and cost effective manner	4	3	2	1
07.	Museums and Arts: Support for existing museum buildings, public art, music, and history programs to enhance the quality of life for residents and attract visitors	4	3	2	1
08.	Parks, Playgrounds, Trails and Outdoor Sports Facilities: Construction and equipment for maintenance of parks, playgrounds, trails, and athletic fields	4	3	2	1
09.	Police: Public safety equipment and facilities to prevent, respond to, and solve crimes	4	3	2	1
10.	Public Building Repairs: Protect existing public buildings built by one cent by replacing and maintaining roofs, windows, plumbing, and electrical systems	4	3	2	1
11.	Public Transportation: Support for public bus services	4	3	2	1
12.	River Restoration: Improvements to the Platte River to prevent flooding and pollution	4	3	2	1
13.	Senior Citizen Services: Senior Citizen Center and Meals on Wheels	4	3	2	1
14.	Street Repairs: Maintain streets so they are safe, smooth, and efficiently move traffic	4	3	2	1
15.	Swimming and Recreation: Affordable recreation opportunities, including swimming pools, ice skating, and multi-use facilities	4	3	2	1
16.	Water: Maintains and repairs water mains to lower the cost of water rates for all residents and businesses	4	3	2	1
17.	Other: _____	4	3	2	1

2. Please indicate how important each of the following COUNTY services provided through the 1% Sales Tax is to you and the members of your household using a scale of 1 to 4, where 4 means "Very Important" and 1 means "Not at all Important."

		Very Important	Important	Somewhat Important	Not at all Important
01.	County Buildings: Make changes so citizens can easily achieve timely services from county offices	4	3	2	1
02.	County Health Services: Use resources to assure quality, accessible, affordable health services to all citizens	4	3	2	1
03.	Economic Development: Support economic development and diversification in the County	4	3	2	1
04.	Emergency Management: Emergency management operations and equipment to provide quick and effective emergency response and rescue throughout the County	4	3	2	1
05.	Human Services: Support for agencies that serve low income people, solve social problems, and fill service gaps, with an emphasis on self-sufficiency	4	3	2	1
06.	Information Technology: Create a more accessible information public access system to county documents	4	3	2	1
07.	Library Services: Purchase materials, equipment, provide support for services, and create a reserve fund for the Natrona County Public Library	4	3	2	1
08.	Natrona County Fairgrounds: Operations and maintenance at the Natrona County Fairgrounds	4	3	2	1
09.	Parks, Trails, and Recreational Facilities: Support and enhance the recreation areas in the county	4	3	2	1
10.	Roads and Bridges: Maintain roads and bridges so they are safe and sound	4	3	2	1
11.	Sheriff's Department: Public safety operations and equipment to respond to citizens of Natrona County	4	3	2	1
12.	Other: _____	4	3	2	1

DEMOGRAPHICS

3. Including yourself, how many people in your household are...

Under age 5: ____ Ages 15-19: ____ Ages 35-44: ____ Ages 65-74: ____
 Ages 5-9: ____ Ages 20-24: ____ Ages 45-54: ____ Ages 75+: ____
 Ages 10-14: ____ Ages 25-34: ____ Ages 55-64: ____

4. Approximately how many years have you lived in the City of Casper? _____ years

5. What is your age? _____ years

6. Would you say your total annual household income is...

____(1) Under \$30,000 ____ (2) \$30,000 to \$59,999 ____ (3) \$60,000 to \$99,999 ____ (4) \$100,000 or more

7. Your gender: ____ (1) Male ____ (2) Female

This concludes the survey – Thank you for your time!

Please return your completed survey in the enclosed postage-paid envelope addressed to:
 ETC Institute, 725 W. Frontier Circle, Olathe, KS 66061

Your responses will remain completely confidential. The information printed to the right will ONLY be used to help identify which areas of the City are having problems with city services. If your address is not correct, please provide the correct information. Thank you.